



**MAJOR PRO-C TENSIONED** is a high end professional screen range whose measures go from 450 cm. up to 650 cm. of width. These motorized screens are equipped with a special tensioning system that gives a perfect flatness to the cloth. Major Pro-C Tensioned are very reliable products, supplied with a white aluminium cabinet suitable to fit various aesthetic applications.

*Available in 4:3, 16:9 and 16:10 ratios or customized sizes.*



**Truss mounting brackets**  
(optional - for details see p. 65)



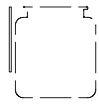
**False ceiling trim kit**  
(optional - for details see p. 49)



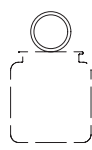
Ceiling mounting brackets



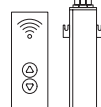
n.1 On/off switch



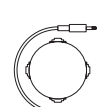
Wall mounting brackets



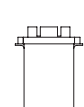
Truss mounting brackets



Kit RF Remote control with external receiver



Interface switch 12 volt

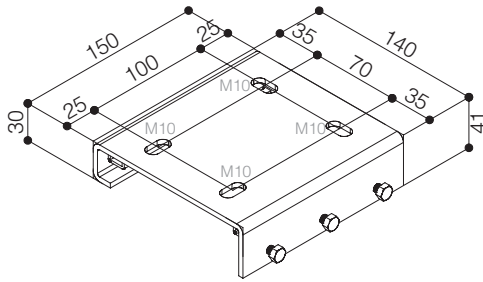


Low voltage contact interface

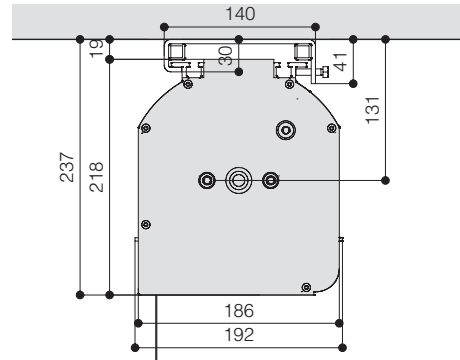
**INCLUDED**

**OPTIONAL** pag 62-63

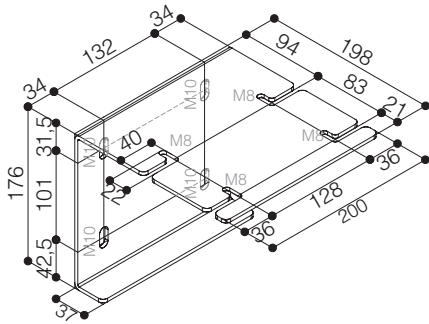
### CEILING MOUNTING BRACKET



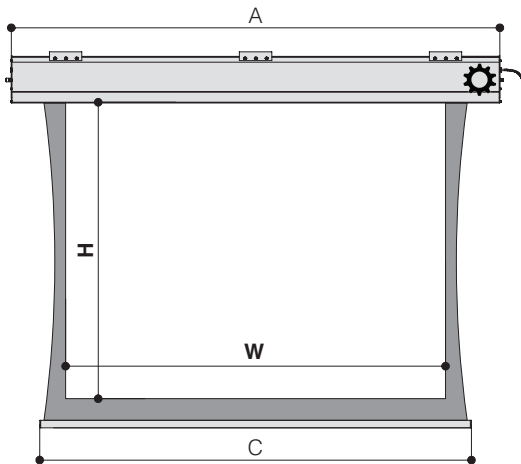
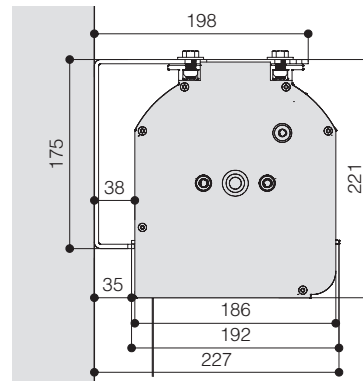
### CEILING MOUNTING



### WALL MOUNTING BRACKET (optional)



### WALL MOUNTING



### TECHNICAL SPECIFICATIONS

- Silent motor system provides a smooth and quiet operation

- Power: **40 Nm**
- Speed: **17 rpm**
- Power supply: **230V / 50 Hz**
- Consumption: **322 W**
- Certification: **IMQ**

AVERAGE TIME OF ROLLING UP/DOWN	
H (cm)	Sec.
375	46
450	48
525	56

- Strong steel and aluminium mechanism
- Aluminium housing with multiple fixing points, using sliding brackets for a variety of installation options
- Housing painted with white epoxy powders (RAL 9010)
- Ceiling mounting brackets
  - n. 3 for Major Pro-C 450 cm. and 550 cm. of width
  - n. 4 for Major Pro-C 650 cm. of width
- On/Off switcher included
- Power cable located at **right** side of the screen housing seen from the front
- Flame retardant projection surfaces – classification M1 and B1
- Side black borders of 5 cm. (in the narrowest point), bottom border of 10 cm. and black dowel bar height 35 mm. - depth 20 mm.
- On 16:9 and 16:10 ratio a black drop of 30 cm. is included - on 4:3 ratio no black top drop
- Wall mounting brackets (optional)
- Screen housing available in different colours (optional)

The measures in the drawings are expressed in millimetres.

### DIMENSIONS measures in cm

4:3 Ratio Viewing area (WxH)	16:9 Ratio Viewing area (WxH)	16:10 Ratio Viewing area (WxH)	Overall dimensions A - C	Approx. net weight (Kg)
450 x 337	450 x 253	450 x 281	520 - 505	89
550 x 412	550 x 309	550 x 344	620 - 605	106
650 x 487	650 x 366	650 x 406	720 - 705	124

### PROJECTION CLOTHS

Front projection surfaces	Gain	Rear projection surfaces <i>**no black borders**</i>	Gain
White	1.2	Rear Plus	1.1
Matte White	1.2	Front Rear	0.9
Microholes	1.0		

**Warranty:** 5 years on the motor - 24 months on the other components

