

Panasonic

ideas for life

PT-DW6300ES
PT-DW6300ELS
PT-D6000ES
PT-D6000ELS

DLP™ Based Projector

Brilliant pictures for effective
visual communication



PT-DW6300ES
PT-DW6300ELS

WXGA

6,000 lm

PT-D6000ES
PT-D6000ELS

XGA

6,500 lm



A New Standard for 1-chip DLP™ Projectors

Refined Image Quality with Reliability and Easy Maintenance

Panasonic 1-chip DLP™ projectors are brighter and better than ever with a compilation of numerous Panasonic proprietary technologies. The wide-aspect PT-DW6300ES/DW6300ELS* with a brightness of 6,000 lumens, and PT-D6000ES/D6000ELS* with a brightness of 6,500 lumens produce vivid colourful images with the aid of the newly engineered RGB Booster. The Dual-Lamp System makes sure that presentations aren't interrupted even if a lamp suddenly burns out. This is joined by the Auto Cleaning Filter, which makes filter cleaning unnecessary for approximately 10,000 hours, for high reliability. Both models offer easy and flexible system configuration.

PT-DW6300ES
PT-DW6300ELS*

| |
|-----------------|
| WXGA |
| 6,000 lm |



PT-D6000ES
PT-D6000ELS*

| |
|-----------------|
| XGA |
| 6,500 lm |



*The PT-DW6300ELS and PT-D6000ELS are sold without lenses.
The specifications are the same as those of the PT-DW6300ES and PT-D6000ES.

Vivid Picture Quality with High Brightness

RGB Booster Significantly Improves Colour Reproduction

The RGB Booster achieves high image quality with levels of colour reproduction (up to 145% that of conventional models) and brightness that make each colour stand out. It combines Panasonic's proprietary Vivid Colour Control technology with a newly engineered Lamp Modulation Drive System for a 1-chip DLP™ projector that produces bright and vivid colours.

■ Vivid Colour Control

This unique control technology optimises the use of the colour segment areas of the colour wheel. It increases the brightness of each RGB colour by minimising the unallocated portions between the colours, to achieve truly vivid colouring.

■ Lamp Modulation Drive System

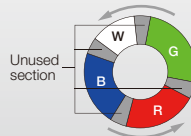
With the new lamp modulation technology, the projector is now able to control the lamp intensity for each of the red, green, blue, and white segments of the colour wheel separately. Because the actual light output is controlled in relation to each colour segment, light usage is optimised and colour balance is obtained without lowering the brightness. This results in bright vivid images with increased colour fidelity.

Conventional System



Conventional

Conventional technology was unable to use the boundaries between colours.



Conventional Lamp Drive System

Colour Wheel **B W G R**

Lamp Power

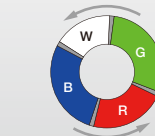
Because the lamp power was fixed in conventional projectors, colour reproduction was enhanced by sacrificing brightness.

RGB Booster



Vivid Colour Control

Ensures maximum utilization of the colour wheel by minimising unused section.



Lamp Modulation Drive System

Colour Wheel **B W G R**

Lamp Power

By modulating the lamp power, we can maximise the colour reproduction of each colour without sacrificing brightness.

High Brightness with New AC Lamp

Our newly-developed 300-watt AC lamps are used in the PT-DW6300ES/D6000ES. The high-efficiency light convergence technology and the colour wheel work together to achieve the high brightness of 6,000 lm for the PT-DW6300ES and 6,500 lm for the PT-D6000ES. Clear, crisp images are reproduced even in bright rooms.

Detail Clarity Processor Brings Depth and Clarity to Details

This advanced image-processing circuit analyses the video signal frequency range for each scene by extracting data on the distribution of high, mid, and low-frequency components, and brings out fine details accordingly. The resulting images have a more natural, three-dimensional appearance with crisp, clear detail.




Conventional sharpness control: Sharpness is applied uniformly, which can cause a halo or ring effect and diminish the sense of depth.

Detail Clarity Processor: Signal frequency is extracted real-time and necessary sharpness is applied at varying degrees for natural, life-like images.

System Daylight View 2 for Enhanced Colour Perception

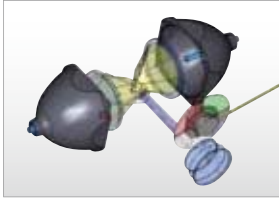
Image details are less clear when a projector is used in a room with the lights on. Panasonic's System Daylight View 2 improves brightness perception by adjusting sharpness, gamma curves, and colour corrections. This produces crisper, more stunning images with vivid colours even under bright conditions.



Easy Maintenance and Superior Reliability

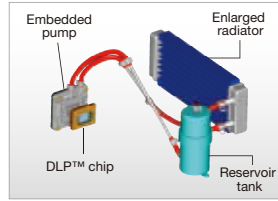
Dual-Lamp System Prevents Image Interruptions

The Dual-Lamp System increases brightness and eliminates the need to interrupt a presentation if a lamp should burn out (in dual-lamp operation mode). The Lamp Relay mode also operates the lamps alternately to enable 24/7 projector operation.



Liquid Cooling System Attains a High Level of Reliability


The liquid cooling system directly cools the DLP™ chip to improve performance and enable operation up to 45°C/113°F. This allows use in a wider variety of environments, while stabilising performance and keeping the unit quiet even in harsh conditions.



Auto Cleaning Filter Reduces Maintenance Hassles



The Auto Cleaning Filter (ACF) provides a clean filter surface whenever it senses clogging, and brushes dust from the filter. This enhances the Micro Cut Filter's performance, so no filter replacement is needed for over 10,000 hours*, reducing maintenance.




Micro Cut Filter
An electrostatic filter in the air intake section traps particles that are 1 micron or larger. It guards the optical block and keeps dust from entering the interior to provide stable operation.

*The replacement cycle given here is a guideline. It may differ depending on the usage environment.

System Integration Flexibility

Flexible Installation

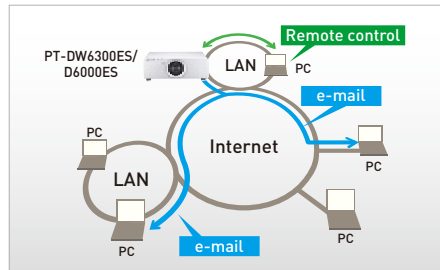
The wide adjustment range of the powered horizontal/vertical lens shift function assures virtually distortion-free images and adds convenience and versatility. It lets you easily make adjustments with the remote control. The unit can also be rotated 360° vertically. This means you can install it at any angle you want, to accommodate different installation conditions.



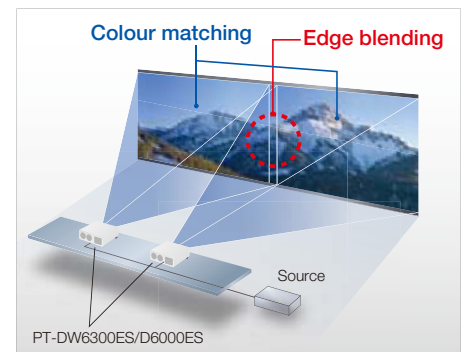
Images can be projected straight down or straight up.

Web Browser Control/Monitoring and E-mail Message Alert

The PT-DW6300ES/D6000ES can be easily operated remotely over a LAN network, because it is all done using the computer's familiar web browser. Furthermore, the projector sends an e-mail message to notify the operator when an error has occurred, or a lamp needs to be replaced.



Multi-Screen Support System Seamlessly Connects Multiple Screens



Edge Blending

The edges of adjacent screens can be blended and their luminance controlled.

Colour Matching

This function corrects for slight variations in the colour reproduction range of individual projectors.


Multi-screen Processor

The PT-DW6300ES/D6000ES can project large, multi-screen images without any additional equipment. Up to 100 units (10 x 10) can be edge-blended at a time.

Side-by-Side Function PT-DW6300ES/DW6300ELS

The PT-DW6300ES can simultaneously display images from two sources* onto a single screen. For example, you can display a PC image on the left and a video image on the right. Taking advantage of the wide-screen projection, this function gives you a host of new application possibilities to explore.

*Some source combinations are not supported.



With the wide-aspect-ratio capability, you can project two large 4:3 images side-by-side.

PJLink™ Compatibility



The LAN terminals support PJLink™ Class 1 connection, which is highly convenient for system construction.

Multi Projector Monitoring & Control Software

Panasonic's original "Multi Projector Monitoring & Control" firmware allows the user to control and monitor multiple projectors at the same time via LAN. Projectors can be scheduled to turn on and off at a certain hour everyday. When a problem occurs, an alarm message is sent to the monitoring/controlling PC.

Standby Mode: eco*

The PT-DW6300ES/D6000ES has attained a low standby power level of 0.3 W, which is a top-class level in its class. It also helps to slash running costs, and reduces environmental impact.

*During eco standby mode operation, network functions such as standby-on from a LAN network and the serial output terminal will not operate.

Other Features


- Full 10-bit Signal Processing
- 3D Colour Management System
- HD IP Converting Circuitry
- Digital Signal Noise Reduction Circuitry
- Dynamic Sharpness Control Circuitry
- Mechanical Lens Shutter
- 30m Long Range Wireless Remote Control
- Direct Power Off

Ecology-conscious Design

Panasonic works from every angle to minimise environmental impact in the product design, production and delivery processes, and in the performance of the product during its life cycle. The PT-DW6300ES/D6000ES reflects the following ecological considerations.

- No halogenated flame retardants are used in the cabinet.
- Lamp power switching further reduces power consumption.
- Auto Power Save activates standby mode when no signal is input.
- Standby power consumption of only 0.3 W has been achieved.

Recommended Applications



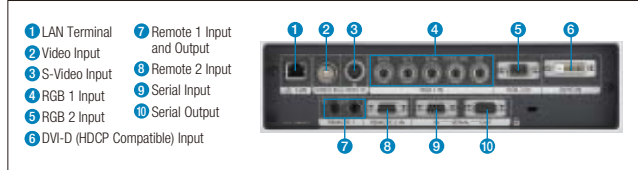
The PT-DW6300ES/D6000ES boasts superior image quality, flexible installation, and easy maintenance, making either model an ideal choice for use in classrooms, auditoriums, houses of worship, museums, and much more.

Specifications

| Models | PT-DW6300ES/DW6300ELS | PT-D6000ES/D6000ELS |
|--|---|--|
| Power supply | 220-240 V AC 50/60 Hz | |
| Power consumption | 750 W (840 VA), (Standby mode eco**): 0.3W, Standby mode normal: 9 W, Both with fan stopped.) | |
| DLP™ chip | Panel size: 0.65" diagonal (16:10 aspect ratio) | 0.7" diagonal (4:3 aspect ratio) |
| Display method | DLP™ chip x 1, DLP™ system | |
| | Pixels | 1,024,000 (1,280 x 800) x 1, total of 1,024,000 pixels |
| Lens | Powered zoom/focus lenses (1.8–2.4:1), F 1.7–2.0, f 25.6–33.8 mm | |
| PT-DW6300ES/D6000ES PT-DW6300ELS/D6000ELS | Optional powered zoom/focus lenses | |
| Lamp | 300 W UHM lamps (x 2) (dual-lamp system) | |
| Screen size | 50–600 inches (50–200 inches with the ET-DLE055), 16:10 aspect ratio | 50–600 inches (50–200 inches with the ET-DLE055), 4:3 aspect ratio |
| Brightness*2 | 6,000 lumens (dual-lamp, high power mode) | 6,500 lumens (dual-lamp, high power mode) |
| Centre-to-corner uniformity*2 | 90 % | |
| Contrast*2 | 2,000:1 (full on/full off, contrast mode: high)*2 | |
| Resolution | 1,280 x 800 pixels (input signals that exceed this resolution will be converted to 1,280 x 800 pixels), 1,024 x 768 pixels (input signals that exceed this resolution will be converted to 1,024 x 768 pixels). | |
| Scanning frequency | DVI-D | Horizontal: 15–91 kHz, Vertical: 50–85 Hz, Dot clock: 162 MHz or lower |
| | RGB | Horizontal: 15–91 kHz, Vertical: 50–85 Hz, Dot clock: 150 MHz or lower |
| | YPaPr (Y/Ca/Cb) | 525i (480i), 625i (576i), 525p (480p), 625p (576p), 750 (720i/60p), 750 (720p/50p), 1035i/60i, 1125i (1080i/60i), 1125i (1080p/50i), 1080/25p, 1080/24p, 1080/24sf, 1080/30p, 1080/60p, 1080/50p |
| S-Video/Video | Horizontal: 15.75/15.63 kHz, Vertical: 50/60 Hz, (NTSC, NTSC4.43, PAL, PAL60, PAL-N, PAL-M, SECAM) | |
| Optical axis shift | Vertical: +60 % (powered), horizontal: ±10 % (powered) Vertical: +50 % (powered), horizontal: ±10 % (powered) | |
| Keystone correction range | Vertical: ±40° (±30° with the ET-DLE055) | |
| Installation | Ceiling/floor, front/rear | |
| Terminals*4 | DVI-D IN | DVI-D 24-pin |
| | RGB 1/Y/Pa/Pb IN | BNC x 5 |
| | RGB 2/Y/Pa/Pb IN | D-sub HD 15-pin |
| | VIDEO IN | BNC |
| | S-VIDEO IN | Mini DIN 4-pin |
| | SERIAL IN | D-sub 9-pin (RS-232C compliant) |
| | SERIAL OUT | D-sub 9-pin |
| | REMOTE 1 IN | M3 jack |
| | REMOTE 1 OUT | M3 jack |
| | REMOTE 2 IN | D-sub 9-pin |
| | LAN | RJ-45 for network connection, 10Base-T/100Base-TX, compliant with PLink™ |
| Power cord length | 3.0 m (9'10") | |
| Cabinet material | Molded plastic | |
| Dimensions (W x H x D) | 498 mm x 175 mm x 440 mm (19-19/32" x 6-7/8" x 17-5/16") (with supplied lens) | |
| | 498 mm x 175 mm x 432 mm (19-19/32" x 6-7/8" x 17") (without lens) | |
| Weight*5 | Approx. 16.0 kg (35.3 lbs) (with supplied lens) | |
| | Approx. 15.2 kg (33.5 lbs) (without lens) | |
| Operating temperature | 0–45°C (32–113°F) | |
| Operating humidity | 20–80 % (no condensation) | |
| Supplied accessories | Power cord, Wireless/wired remote control unit, Batteries for remote control (x 2), Wire rope | |

*1 During eco standby mode operation, network functions such as standby-on from a LAN network and the serial output terminal will not operate. *2 Measurement, measuring conditions, and method of notation all comply with ISO 21118 international standards. *3 Brightness: 3,000 lumens (PT-DW6300ES/DW6300ELS), 3,250 lumens (PT-D6000ES/D6000ELS). *4 The HD/SYNC and VD inputs do not accept the tri-level sync signal. *5 Average value. May differ depending on models.

Multiple terminals



Optional accessories

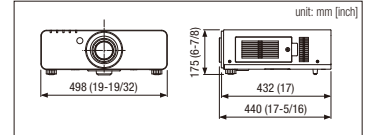
| Lens | Zoom lens ET-DLE150 (1.4–2.0:1) PT-DW6300 (1.3–2.0:1) PT-D6000 | Zoom lens ET-DLE250 (2.4–3.8:1) PT-DW6300 (2.4–3.7:1) PT-D6000 | Zoom lens ET-DLE350 (3.8–5.7:1) PT-DW6300 (3.7–5.6:1) PT-D6000 | Zoom lens ET-DLE450 (5.6–9.0:1) PT-DW6300 (5.5–8.9:1) PT-D6000 | Fixed-focus lens ET-DLE055 (0.8:1) |
|---|--|---|--|--|------------------------------------|
| | | | | | |
| Lamp Replacement lamp unit ET-LAD60 ET-LAD60W (twin pack) | Filter Replacement filter unit ET-ACF100 | Ceiling mount bracket ET-PKD56H (for high ceilings) ET-PKD55S (for low ceilings) | | | |

Black colour models

| Models | PT-DW6300EK/D6000EK | PT-DW6300ELK/D6000ELK |
|------------------|---------------------|-----------------------|
| Colour variation | | |
| Lens | Included | Not included |
| Special order | Yes | Yes |

*The specifications are the same as those of the PT-DW6300ES and PT-D6000ES.

Dimensions



Projection distance

| Diagonal image size | Throw distance | | | | | | | | | | | |
|--------------------------------------|--------------------------|-------------------|--------------------|--------------------|--------------------------|--------------------|--------------------------|--------------------|--------------------------|---------------------|----------------------|--|
| | With ET-DLE150 1.4-2.0:1 | | With supplied lens | | With ET-DLE250 2.4-3.8:1 | | With ET-DLE350 3.8-5.7:1 | | With ET-DLE450 5.6-9.0:1 | | With ET-DLE055 0.8:1 | |
| | min. | max. | min. | max. | min. | max. | min. | max. | min. | max. | | |
| 50" | 1,447mm 4.8' | 2,116mm 7.0' | 1,922mm 6.2' | 2,557mm 8.4' | 2,542mm 8.4' | 4,063mm 13.2' | 3,989mm 13.2' | 6,112mm 20.1' | 5,957mm 19.6' | 9,595mm 31.5' | 871mm 2.9' | |
| 80" | 2,348mm 7.8' | 3,416mm 11.3' | 3,114mm 10.3' | 4,130mm 13.6' | 4,116mm 13.6' | 6,548mm 21.5' | 6,479mm 21.3' | 9,860mm 32.4' | 9,711mm 31.9' | 15,531mm 51.0' | 1,423mm 4.7' | |
| 100" | 2,949mm 9.7' | 4,282mm 14.1' | 3,909mm 12.9' | 5,178mm 17.0' | 5,165mm 17.0' | 8,204mm 27.0' | 8,133mm 26.7' | 12,359mm 40.6' | 12,215mm 40.1' | 19,488mm 64.0' | 1,791mm 5.9' | |
| 150" | 4,450mm 14.6' | 6,448mm 21.2' | 5,896mm 19.4' | 7,799mm 25.6' | 7,787mm 25.6' | 12,346mm 40.6' | 12,266mm 40.3' | 18,605mm 61.1' | 18,473mm 60.7' | 29,382mm 96.4' | 2,710mm 8.9' | |
| 200" | 5,952mm 19.6' | 8,614mm 28.3' | 7,844mm 25.9' | 10,420mm 34.2' | 10,410mm 34.2' | 16,488mm 54.1' | 16,400mm 53.9' | 24,852mm 81.2' | 24,731mm 81.2' | 39,276mm 128.9' | 3,629mm 12.0' | |
| 300" | 8,955mm 29.4' | 12,946mm 42.5' | 11,858mm 39.0' | 15,662mm 51.4' | 15,644mm 51.4' | 24,771mm 81.3' | 24,668mm 81.2' | 37,345mm 122.6' | 37,248mm 122.3' | 59,063mm 193.8' | — | |
| 400" | 11,958mm 39.3' | 17,278mm 56.7' | 15,832mm 52.0' | 20,930mm 68.6' | 20,899mm 68.6' | 33,055mm 108.5' | 32,936mm 108.1' | 49,838mm 163.3' | 49,764mm 163.3' | 78,850mm 258.7' | — | |
| 500" | 14,960mm 49.1' | 21,610mm 70.9' | 19,807mm 65.0' | 26,145mm 85.8' | 26,144mm 85.8' | 41,338mm 135.7' | 41,203mm 135.2' | 62,331mm 204.5' | 62,280mm 204.4' | 98,637mm 323.7' | — | |
| 600" | 17,963mm 59.0' | 25,942mm 85.2' | 23,781mm 78.1' | 31,387mm 103.0' | 31,389mm 103.0' | 49,622mm 162.9' | 49,471mm 162.4' | 74,824mm 245.5' | 74,797mm 245.5' | 118,425mm 388.6' | — | |
| PT-DW6300E screen size (16:9) | | | | | | | | | | | | |
| 50" | 1,489mm 4.9' | 2,176mm 7.2' | 1,977mm 6.5' | 2,630mm 8.7' | 2,615mm 8.7' | 4,178mm 13.8' | 4,114mm 13.5' | 6,286mm 20.7' | 6,131mm 20.2' | 9,870mm 32.4' | 897mm 3.0' | |
| 80" | 2,415mm 7.9' | 3,512mm 11.6' | 3,203mm 10.6' | 4,246mm 14.0' | 4,233mm 13.9' | 6,732mm 22.1' | 6,663mm 21.9' | 10,138mm 33.3' | 9,990mm 32.8' | 15,971mm 52.4' | 1,464mm 4.9' | |
| 100" | 3,032mm 10.0' | 4,403mm 14.5' | 4,020mm 13.2' | 5,324mm 17.5' | 5,311mm 17.5' | 8,435mm 27.7' | 8,362mm 27.5' | 12,706mm 41.7' | 12,563mm 41.3' | 20,038mm 65.8' | 1,842mm 6.1' | |
| 150" | 4,576mm 15.1' | 6,629mm 21.8' | 6,062mm 19.9' | 8,017mm 26.4' | 8,006mm 26.3' | 12,692mm 41.7' | 12,611mm 41.4' | 19,126mm 62.8' | 18,995mm 62.4' | 30,207mm 99.2' | 2,786mm 9.2' | |
| 200" | 6,119mm 20.1' | 8,855mm 29.1' | 8,105mm 26.6' | 10,711mm 35.2' | 10,701mm 35.2' | 16,948mm 55.7' | 16,860mm 55.4' | 25,546mm 84.2' | 25,427mm 83.7' | 40,376mm 132.5' | 3,731mm 12.3' | |
| 300" | 9,205mm 30.3' | 13,307mm 44.0' | 12,189mm 40.0' | 16,099mm 52.9' | 16,092mm 52.8' | 25,462mm 83.6' | 25,358mm 83.3' | 38,387mm 126.0' | 38,292mm 125.7' | 60,713mm 199.2' | — | |
| 400" | 12,292mm 40.4' | 17,760mm 58.3' | 16,274mm 53.4' | 21,486mm 70.5' | 21,482mm 70.5' | 33,976mm 111.5' | 33,855mm 111.1' | 51,227mm 168.1' | 51,156mm 167.9' | 81,051mm 266.0' | — | |
| 500" | 15,378mm 50.5' | 22,212mm 72.9' | 20,359mm 66.8' | 26,874mm 88.2' | 26,873mm 88.2' | 42,490mm 139.5' | 42,353mm 139.0' | 64,068mm 210.2' | 64,020mm 210.1' | 101,388mm 338.7' | — | |
| 600" | 18,464mm 60.6' | 26,665mm 87.5' | 24,444mm 80.2' | 32,261mm 105.9' | 32,264mm 105.9' | 51,004mm 167.4' | 50,850mm 166.9' | 76,908mm 252.4' | 76,885mm 252.3' | 121,725mm 399.4' | — | |
| PT-D6000E screen size (4:3) | | | | | | | | | | | | |
| 50" | 1,344mm 4.5' | 1,967mm 6.5' | 1,785mm 5.9' | 2,376mm 7.8' | 2,361mm 7.8' | 3,777mm 12.4' | 3,713mm 12.2' | 5,681mm 18.7' | 5,525mm 18.2' | 8,912mm 29.3' | 808mm 2.7' | |
| 80" | 2,183mm 7.2' | 3,177mm 10.5' | 2,895mm 9.5' | 3,840mm 12.6' | 3,826mm 12.6' | 6,090mm 20.0' | 6,023mm 19.8' | 9,170mm 30.1' | 9,020mm 29.6' | 14,438mm 47.4' | 1,322mm 4.4' | |
| 100" | 2,742mm 9.0' | 3,983mm 13.1' | 3,635mm 12.0' | 4,816mm 15.9' | 4,803mm 15.8' | 7,633mm 25.1' | 7,562mm 24.9' | 11,496mm 37.8' | 11,351mm 37.3' | 18,123mm 59.5' | 1,664mm 5.5' | |
| 150" | 4,140mm 13.6' | 6,000mm 19.7' | 5,485mm 18.0' | 7,256mm 23.9' | 7,244mm 23.8' | 11,489mm 37.7' | 11,411mm 37.5' | 17,312mm 56.8' | 17,177mm 56.4' | 27,333mm 89.7' | 2,519mm 8.3' | |
| 200" | 5,537mm 18.2' | 8,016mm 26.3' | 7,335mm 24.1' | 9,696mm 31.9' | 9,686mm 31.8' | 15,344mm 50.4' | 15,259mm 50.1' | 23,127mm 75.9' | 23,004mm 75.5' | 36,544mm 119.9' | 3,375mm 11.1' | |
| 300" | 8,333mm 27.4' | 12,049mm 39.6' | 11,035mm 36.3' | 14,576mm 47.9' | 14,568mm 47.8' | 23,056mm 75.7' | 22,956mm 75.4' | 34,758mm 114.1' | 34,656mm 113.8' | 54,966mm 180.4' | — | |
| 400" | 11,129mm 36.6' | 16,082mm 52.8' | 14,735mm 48.4' | 19,456mm 63.9' | 19,451mm 63.9' | 30,788mm 101.0' | 30,653mm 100.6' | 46,389mm 152.2' | 46,309mm 152.0' | 73,387mm 240.8' | — | |
| 500" | 13,924mm 45.7' | 20,115mm 66.0' | 18,435mm 60.5' | 24,336mm 79.9' | 24,334mm 79.9' | 38,480mm 126.3' | 38,350mm 125.9' | 58,020mm 190.4' | 57,961mm 190.2' | 91,809mm 301.3' | — | |
| 600" | 16,720mm 54.9' | 24,148mm 79.3' | 22,135mm 72.7' | 29,216mm 95.9' | 29,217mm 95.9' | 46,192mm 151.6' | 46,047mm 151.1' | 69,651mm 228.6' | 69,614mm 228.4' | 110,231mm 361.7' | — | |

NOTES ON USE

- Do not install the projector in locations that are subject to excessive water, humidity, steam, or oily smoke. Doing so may result in fire, malfunction, or electric shock.
- The projector uses a high-voltage mercury lamp that contains high internal pressure. This lamp may break, emitting a large sound, or fail to illuminate, due to impact or extended use.
- The projector uses a high-wattage lamp that becomes very hot during operation. Please observe the following precautions.
 - Never place objects on top of the projector while it is operation.
 - Make sure there is an unobstructed space of 500 mm (1.64 feet) or more around the projector's exhaust openings.
 - Do not stack projector units directly on top of one another for the purpose of multiple (stacked) projection. When stacking projector units, be sure to provide the amount of space indicated between them. These space requirements also apply to installation where only one projector unit is operating alone time and the other unit is used as a backup.
 - If the projector is placed in a box or enclosure, temperature of the air surrounding the projector must be between 0°C (32°F) and 40°C (104°F). Also make sure the projector's intake and exhaust openings are not blocked. Take particular care to ensure that hot air from the exhaust openings is not sucked into the intake openings.
 - Even when the ambient temperature near the intake opening is 40°C (104°F) or lower, an accumulation of hot air inside the cabinet may cause the protective circuit to activate and shut down the projector. Please give ample consideration to the design with regard to ambient temperature conditions.
- If the projector is to be operated continuously 24 hours a day, use the dual-lamp optical system's alternating lamp operation (lamp changer) function. The projector cannot be operated continuously 24 hours a day in dual-lamp mode. Allow a minimum of two hours per day of non-operation time per lamp if using the dual-lamp mode.
- The lamp replacement cycle duration becomes shorter if the projector is operated repeatedly for short periods.
 - The length of time that it takes for the lamp to break or fail to illuminate varies greatly depending on individual lamp characteristics and usage conditions.
 - The brightness of the lamp will gradually decrease with use.

Panasonic



For more information about Panasonic projectors —

<http://panasonic.net/avc/projector>

Please contact Panasonic or your dealer for a demonstration.



Weights and dimensions shown are approximate. Specifications are subject to change without notice.

This product may be subject to export regulations. An application has been filed for trademark rights, or trademark rights have been granted, for PLink in Japan, United States of America and other countries and area.

XGA is trademark of International Business Machines Corporation.

All other trademarks are the property of their respective trademark owners. Projection Images simulated.

DLP, DLP logo and DLP Medallion logo are trademarks or registered trademarks of Texas Instruments.

(C) 2009 Panasonic Corporation All rights reserved.

All information included here is valid as of April 2009.

PT-D6KE1-09April Printed in Japan.